

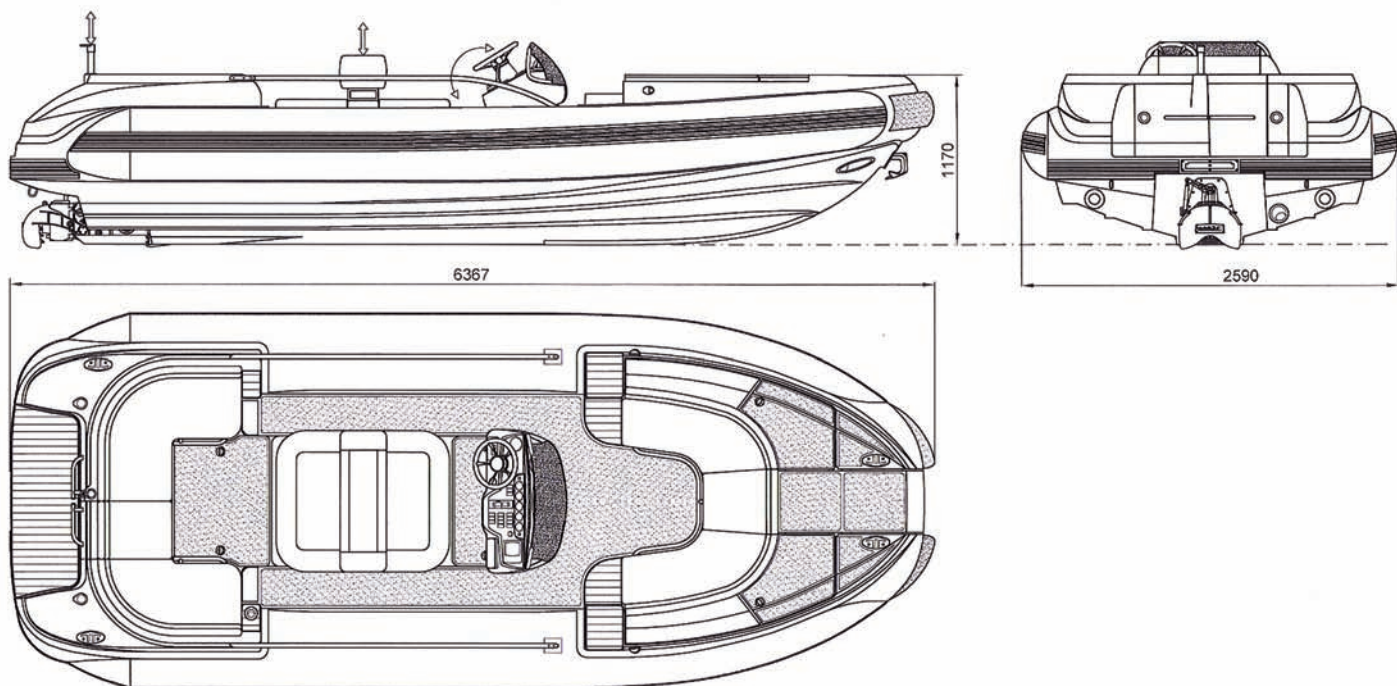


Jet Tender 21 L.C.



CASTOLDI

For 40 years
Leaps ahead in marine products




Jet Tender **21** L.C.

DESIGN CATEGORY (C.E. Directive):	C
DIMENSIONS: <ul style="list-style-type: none"> - Length o.a.: - Beam max.: - Inside breadth: - Maximum height for storage: - Inflatable tubes' diameter: 	<p>6,37 m. 2,58 m. 1,49 m. 1,17 m. (with folded console and backrest removed) 0,50 m. max. (at transom)</p>
HULL TYPE:	Hard chine deep "V" monohedric hull with spray-rails and 18 degrees of deadrise at transom. Purposely developed for water jet propulsion system.
SEAT PLACEMENT: MAXIMUM PEOPLE CAPACITY (C.E. Directive):	No. 12 No. 12
CONSTRUCTION: <ul style="list-style-type: none"> - Hull: - Deck, console, engine hatch: - Stringers system: - Inflatable tubes: 	<p>Single skin structure hand laid kevlar and vinylester resin.</p> <p>Sandwich structure hand laid glass and isoftalic polyester resin with nidaplast core.</p> <p>Sandwich structure hand laid kevlar and vinylester polyurethane close cell foam core.</p> <p>Hypalon/Neoprene coated polyester 1670 Dtex with no. 6 separate airtight compartments. Removable tube's system allowing to easily disassemble and replace the complete inflatable tube.</p>
PROPULSION SYSTEM:	No. 1 Castoldi Turbodriva 240 H.C. waterjet unit with disconnecting multi-disc hydraulic clutch, movable debris screen on water intake, stainless steel impeller and titanium liner on impeller housing.

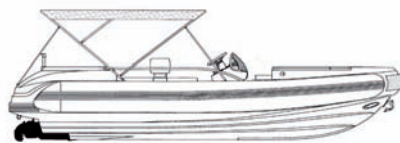


AVAILABLE SHELTERS

Spray dodger (standard, recessed)



Bimini top



Bimini top with weather curtain set



MOTORIZATION - DIESEL

A N°. 1 marine diesel engine Yanmar/Bmw type "6BY 260" - 260 HP / 4000 r.p.m.
6 cylinders, 2993 cm³ displacement.

DISPLACEMENT (with standard equipment - Kg. approx.)

	A
- Boat empty (with water in engine and oil in engine and jet unit):	1430
- Max payload:	1020
- Boat light loaded (with 1/3 payload):	1770
- Boat full loaded (with 3/3 payload):	2450

MAX SPEED (Knots, approx.)

	A
- In light load condition:	41
- In full load condition:	36,5

CONSUMPTION (lt/h, approx.)

	A
- At max. speed:	54

ENDURANCE with 124 lt. fuel tank (hours and minutes, approx.)

	A
- At max. speed:	2.18'

DRAFT (boat full loaded - cm., approx.)

- Boat standstill:	44
- Boat at max. speed:	17

Data can be modified without previous notice and are not binding because of different environmental trial conditions and construction's tolerances.



CASTOLDI

For 40 years
Leaps ahead in marine products